

# Supply Base Report of

## State Enterprise «Belarustorg» Branch (branch Mulyarovka)



## Version 1.2 June 2016

### **NOTE:**

**This template, v1.2, is effective as of the date of publication, that is, 23 June 2016. Template v1.1 may still be used for those audits undertaken prior to 23 June 2016 and where the certificate is issued to Certificate Holders before 1 October 2016.**

*For further information on the SBP Framework and to view the full set of documentation see [www.sustainablebiomasspartnership.org](http://www.sustainablebiomasspartnership.org)*

#### *Document history*

*Version 1.0: published 26 March 2015*

*Version 1.1 published 22 February 2016*

*Version 1.2 published 23 June 2016*

© Copyright The Sustainable Biomass Partnership Limited 2016

# Contents

<b>1</b>	<b>Overview</b> .....	<b>1</b>
<b>2</b>	<b>Description of the Supply Base</b> .....	<b>2</b>
2.1	General description .....	2
2.2	Actions taken to promote certification amongst feedstock supplier .....	3
2.3	Final harvest sampling programme .....	3
2.4	Flow diagram of feedstock inputs showing feedstock type [optional] .....	4
2.5	Quantification of the Supply Base .....	4
<b>3</b>	<b>Requirement for a Supply Base Evaluation</b> .....	<b>6</b>
<b>4</b>	<b>Supply Base Evaluation</b> .....	<b>7</b>
4.1	Scope .....	7
4.2	Justification.....	7
4.3	Results of Risk Assessment.....	7
4.4	Results of Supplier Verification Programme .....	7
4.5	Conclusion.....	7
<b>5</b>	<b>Supply Base Evaluation Process</b> .....	<b>8</b>
<b>6</b>	<b>Stakeholder Consultation</b> .....	<b>9</b>
6.1	Response to stakeholder comments .....	9
<b>7</b>	<b>Overview of Initial Assessment of Risk</b> .....	<b>10</b>
<b>8</b>	<b>Supplier Verification Programme</b> .....	<b>11</b>
8.1	Description of the Supplier Verification Programme .....	11
8.2	Site visits .....	11
8.3	Conclusions from the Supplier Verification Programme.....	11
<b>9</b>	<b>Mitigation Measures</b> .....	<b>12</b>
9.1	Mitigation measures .....	12
9.2	Monitoring and outcomes .....	12
<b>10</b>	<b>Detailed Findings for Indicators</b> .....	<b>13</b>
<b>11</b>	<b>Review of Report</b> .....	<b>14</b>
11.1	Peer review.....	14
11.2	Public or additional reviews .....	14

<b>12</b>	<b>Approval of Report</b> .....	<b>15</b>
<b>13</b>	<b>Updates</b> .....	<b>16</b>
13.1	Significant changes in the Supply Base .....	16
13.2	Effectiveness of previous mitigation measures .....	16
13.3	New risk ratings and mitigation measures.....	16
13.4	Actual figures for feedstock over the previous 12 months .....	16
13.5	Projected figures for feedstock over the next 12 months .....	16

# 1 Overview

On the first page include the following information:

**Producer name:** State Enterprise «Belarustorg» Branch  
**Producer location:** Rabochaya str., 1E, Petrikov district, Gomel region., 247930, the Republic of Belarus  
**Geographic position:** 52.209229, 28.554190  
**Primary contact:** Kalitsko Sergey, Rabochaya str., 1E, Mulyarovka township, Petrikov district, Gomel region., 247930, the Republic of Belarus, +375235020307, S.Kalitsko@mail.ru  
**Company website:** [www.brt.by](http://www.brt.by)  
**Date report finalised:** 11.04.2018  
**Close of last CB audit:** 11.04.2018  
**Name of CB:** UAB Nepcon LT  
**Translations from English:** Yes  
**SBP Standard(s) used:** №2 Standard version 1.0, №4 standard version 1.0 and standard №5 version 1.0  
**Weblink to Standard(s) used:** <http://www.sustainablebiomasspartnership.org/documents>  
**SBP Endorsed Regional Risk Assessment:** N/A  
**Weblink to SBE on Company website:** [http://brt.by/wp-content/uploads/2018/06/otchet-o-resursnoy-baze-Mulyarovka-ENG-v1.2\\_2017.pdf](http://brt.by/wp-content/uploads/2018/06/otchet-o-resursnoy-baze-Mulyarovka-ENG-v1.2_2017.pdf)

Indicate how the current evaluation fits within the cycle of Supply Base Evaluations				
Main (Initial) Evaluation	First Surveillance	Second Surveillance	Third Surveillance	Fourth Surveillance
<input type="checkbox"/>	<input type="checkbox"/>	<input checked="" type="checkbox"/>	<input type="checkbox"/>	<input type="checkbox"/>

## 2 Description of the Supply Base

### 2.1 General description

The supply base for raw material is the whole territory of the Republic of Belarus.

Total area of the forest fund in Belarus is more than 9.4 million ha, percentage of forest land makes 39%. The stock of growing wood is estimated at 1.6 billion m<sup>3</sup>. Annual wood increment makes 31.4 million m<sup>3</sup>. The republic has 0.86 ha of forest covered land and 170 cubic meter of wood stock per inhabitant what is twice more than the average European rate. Furthermore there is observed the steady enlargement of the areas with the maturing, mature and overmature forest stands. During the twenty-year period the area of mature forest stands increased more than twice.

As a result of the planned regulation of the wood cutting volumes firstly of the final felling the total stock of forest stands has increased by a factor 1.6, the stock of mature stands made 197 million m<sup>3</sup>. In 1989 the share of mature forests made only 2.3% nowadays it is already 11%.

Percentage of mature and overmature forests is 12%, maturing - 2.4, middle-aged - 46.7, saplings - 18.9%. Structure of forests is represented by coniferous, softwood and hardwood plantations. Share of softwood plantations is 59.6%, Scots pine - 50.4%, Norway spruce - 9.2%; softwood - 35.9%, including birch - 23.1%, black alder - 8.5, alder - 2.0, aspen - 2.1, other broadleaved species - 0.2%; hardwood - 4%, including English oak - 3.4%, hornbeam - 0.2, ash - 0.3, other hardwoods - 0.1%.

Depending on usage forests are divided into first and second groups. The first group includes protected areas, to the second - forests designated for timber production. The forest reserve is dominated by forests of the first group, which makes 52% (4.9 million hectares).

In accordance with the Belarusian legislation, all forests are state owned.

According to the forest legislation of the Republic of Belarus logging should do no harm to the species listed in the Red Book. It is prohibited to fell valuable and protected species of trees.

Protected areas are 4 national parks (Bialowieza Forest, Braslav, Naroch and Pripyat, Berezinsky biosphere).

Forest certification is an effective tool to counter illegal logging and illegal timber trade. The Republic of Belarus is widely using system of forest certification FSC (Forest Stewardship Council). Also PEFC certification scheme is quite popular (Program for the Endorsement of Forest Certification Schemes). The total area of FSC certified forests is 8,3 million hectares (87% of the

forest), and the international system of PEFC certified 8.84 million hectares (93% of forest area). Dynamics of development of forest certification in the Republic of Belarus points to the ever-increasing activity of forest companies, indicating the responsibility to ensure the legality of timber harvested, and compliance with environmental and other requirements.

State Enterprise “Belarustorg” Branch produces pellets from wood raw materials (SBP compliant secondary feedstock (FSC 100%)/ sawdust – 90.8%, SBP no compliant (not certified) – 9,2%).

Our company purchases raw materials from 3 suppliers.

State Enterprise “Belarustorg” Branch produces pellets from wood raw material.

State Enterprise “Belarustorg” Branch is able to manufacture SBP-complaint biomass pellets on grounds that wood raw materials are originated from national reservations and forestries of the Republic of Belarus which own FSC certificates of forest administration and chain of deliveries.

Main species of wood are Pinus silvestris, Picea abies Scots Betula pubescenc; Alnus glutinosa; Betula pendula; Populus tremula; Carpinus betulus; Quercus Robur; Tilia Cordata.

Correlation of wood species is as follows: pine – 90%, other – 10%.

The pellets of State Enterprise “Belarustorg” can be used as environmentally-clean and secure biofuel that renders possible:

- To increase energy efficiency of objects which use pellets
- To reduce harmful emissions into atmosphere.

## 2.2 Actions taken to promote certification amongst feedstock supplier

Wood raw materials from national reservations and forestries of the Republic of Belarus will be used during production of SBP pellets. National reservations and forestries which supply wood raw materials to State Enterprise “Belarustorg” Branch own FSC certificates of forest administration and chain of deliveries. State Enterprise “Belarustorg” Branch clarifies to suppliers the requirements of fee-will certification, its benefit and actual use.

## 2.3 Final harvest sampling programme

*Not applicable*

## 2.4 Flow diagram of feedstock inputs showing feedstock type [optional]

For the production of pellets of the Branch of the State Enterprise "Belarustorg", secondary raw materials (sawdust), obtained from coniferous species in the amount of 90%, deciduous - 10%.

Main species of wood are Pinus silvestris, Picea abies Scots Betula pubescens; Alnus glutinosa; Betula pendula; Populus tremula; Carpinus betulus; Quercus Robur; Tilia Cordata.

## 2.5 Quantification of the Supply Base

### Supply Base

- |                                    |   |
|------------------------------------|---|
| a. Total Supply Base area (ha):    | 9 500 000                                 |
| b. Tenure by types (ha):           | 100% ownership of the Republic of Belarus |
| c. Forest by types (ha):           | 100% moderate                             |
| d. Forest by management type:      | controlled seminatural /natural           |
| e. Certified forest by scheme (ha) | FSC – 8,3 mln ha (in use)                 |
|                                    | PEFC – 8.84 mln ha                        |

### Feedstock

- f. Total volume of Feedstock: tonnes or m<sup>3</sup> – 15474 m<sup>3</sup>
- g. Volume of primary feedstock: tonnes or m<sup>3</sup> – 0 m<sup>3</sup>
- h. List percentage of primary feedstock (g), by the following categories. - percentages may be shown in a banding between XX% to YY% if a compelling justification is provided\*. Subdivide by SBP-approved Forest Management Schemes:
  - Certified to an SBP-approved Forest Management Scheme
  - Not certified to an SBP-approved Forest Management Scheme
- i. List all species in primary feedstock, including scientific name
- j. Volume of primary feedstock from primary forest
- k. List percentage of primary feedstock from primary forest (j), by the following categories. Subdivide by SBP-approved Forest Management Schemes:
  - Primary feedstock from primary forest certified to an SBP-approved Forest Management Scheme
  - Primary feedstock from primary forest not certified to an SBP-approved Forest Management Scheme
- l. Volume of secondary feedstock: specify origin and type – 15474 m<sup>3</sup> of FSC 100% sawdust
- m. Volume of tertiary feedstock: specify origin and composition – 0 m<sup>3</sup>.



\*- range for f and q:

1. 0 - 200,000 tons or M<sup>3</sup>
2. 200,000 – 400,000 tons or M<sup>3</sup>
3. 400,000 – 600,000 tons or M<sup>3</sup>
4. 600,000 – 800,000 tons or M<sup>3</sup>
5. 800,000 - 1,000,000 tons or M<sup>3</sup>
6. >1,000, 000 tons or M<sup>3</sup>

### 3 Requirement for a Supply Base Evaluation

SBE completed	SBE not completed
<input type="checkbox"/>	X

*SBE is not developed, as 90,8% of raw materials comes from FSC-certified forests*

Non- certificated raw materials are not used in production of SBP certificated pellets and keeps separately.

## 4 Supply Base Evaluation

### 4.1 Scope

*Not applicable*

### 4.2 Justification

*Not applicable*

### 4.3 Results of Risk Assessment

*Not applicable*

### 4.4 Results of Supplier Verification Programme

*Not applicable*

### 4.5 Conclusion

*Not applicable*

## 5 Supply Base Evaluation Process

*Not applicable*

## 6 Stakeholder Consultation

*Not applicable*

### 6.1 Response to stakeholder comments

*Not applicable*

## 7 Overview of Initial Assessment of Risk

*Not applicable*

## 8 Supplier Verification Programme

### 8.1 Description of the Supplier Verification Programme

*Not applicable*

### 8.2 Site visits

*Not applicable*

### 8.3 Conclusions from the Supplier Verification Programme

*Not applicable*

## 9 Mitigation Measures

### 9.1 Mitigation measures

*Not applicable*

### 9.2 Monitoring and outcomes

*Not applicable*



# 10 Detailed Findings for Indicators

*Not applicable*

## 11 Review of Report

### 11.1 Peer review

State Enterprise «Belarustorg» Branch applied to Rodinov S.L., a Council chair of Republican Wood and Paper Association, in order to conduct an assessment in 2016.

Rodinov S.L. is an experienced и qualified in forestry person. He works more than 20 years on different enterprises of wood-recycling field. He currently is the Council chair of Republican Wood and Paper Association that is a civic organization, uniting nearly 100 legal bodies of different pattern of ownership and subordination.




Due to the lack of changes in the resource base, no expert peer review was conducted in 2018.

..

### 11.2 Public or additional reviews

Not applicable

## 12 Approval of Report

Approval of Supply Base Report by senior management			
Report Prepared by:	<i>Kalitsko Starhei Vladimirovich</i> 	<i>Director of State Enterprise "Belarustorg" Branch</i>	<i>11.04.2018</i>
	Name	Title	Date
The undersigned persons confirm that I/we are members of the organisation's senior management and do hereby affirm that the contents of this evaluation report were duly acknowledged by senior management as being accurate prior to approval and finalisation of the report.			
Report approved by:	<i>Shalkevich Yauhen</i> 	<i>Director of State Enterprise "Belarustorg"</i>	<i>11.04.2018</i>
	Name	Title	Date
Report approved by:	<i>Radziukevich Stanislau</i> 	<i>Head of department of development of in-house fabrication of State Enterprise "Belarustorg"</i>	<i>11.04.2018</i>
	Name	Title	Date
Report approved by:	<i>[name]</i>	<i>[title]</i>	<i>[date]</i>
	Name	Title	Date

## 13 Updates

### 13.1 Significant changes in the Supply Base

*There are no any significant changes to the supply base.*

### 13.2 Effectiveness of previous mitigation measures

*Not applicable*

### 13.3 New risk ratings and mitigation measures

*Not applicable*

### 13.4 Actual figures for feedstock over the previous 12 months

#### Feedstock

- n. Total volume of Feedstock: tonnes or m<sup>3</sup> – 15474 m<sup>3</sup>
- o. Volume of primary feedstock: tonnes or m<sup>3</sup> – 0 m<sup>3</sup>
- p. List percentage of primary feedstock (g), by the following categories. - percentages may be shown in a banding between XX% to YY% if a compelling justification is provided\*. Subdivide by SBP-approved Forest Management Schemes:
  - Certified to an SBP-approved Forest Management Scheme
  - Not certified to an SBP-approved Forest Management Scheme
- q. List all species in primary feedstock, including scientific name
- r. Volume of primary feedstock from primary forest
- s. List percentage of primary feedstock from primary forest (j), by the following categories. Subdivide by SBP-approved Forest Management Schemes:
  - Primary feedstock from primary forest certified to an SBP-approved Forest Management Scheme
  - Primary feedstock from primary forest not certified to an SBP-approved Forest Management Scheme
- t. Volume of secondary feedstock: specify origin and type – 15474 m<sup>3</sup> of FSC 100% sawdust
- u. Volume of tertiary feedstock: specify origin and composition – 0 m<sup>3</sup>.

### 13.5 Projected figures for feedstock over the next 12 months

In the next 12-month period, the company will use the raw 16 675 m<sup>3</sup>..